

epraise

Woodlands School Parents and Carers –
A guide to using Our Website and App

Summary Page

Slides 3 – 5 – Background information about epraise

Slides 6-7 – Registering for the website and Login in

Slides 8-10 – Features you will see on the website

Slides 11-12 – House Competitions and Houses at School

Slide 13 – Our AROE reward badges and the School Shop

Slides 14-15 – Registering for the epraise App

Slides 16-18 – Finding Further Support

Slide 19 – What will happen prior to launching the rewards system

Background Information

Aspiration Resilience Opportunity Excellence

- Epraise have been around for 10 years and the main company director is a teacher. They currently operate between 250-300 schools in the UK.
- There is an App for teachers, parents and students
- Members of Staff at Woodlands, will be using epraise to award current Year 7 and 8 students reward points, with AROE at the forefront of our positive reward system. We will also be using epraise to manage our house events and house system. Every time a student is awarded points by showing Aspiration, Resilience, Opportunity or Excellence in lessons and around school, their house is awarded points as well.
- Teachers can reward points to students on the App and via the website.

Introduction

Epraise is an online platform for schools, that helps parents to engage more with their children's education. This guide will explain how to get started with epraise, as well as some of the most popular tools within epraise. Note that each school uses epraise differently and features may change from time to time, so you may not see all of the features listed here or they may look slightly different.



Supported systems

Our website aims to support most common browsers (i.e. Edge, Safari, Chrome, Firefox) that have been updated in the past year, provided they are running on reasonably up to date hardware.

Our mobile applications for both [iOS](#) and [Android](#), are available on the relevant app stores. Our mobile applications aim to support devices running operating systems that have been updated within the past year.

Registering for the Website

Prior to launching the reward system in school after Easter, Woodlands school will send to the email address/es we have on file for you an invite, which will contain instructions for you to follow to register for epraise. If you do not receive an invite, then you can register yourself by following these instructions:

1. Go to epraise.co.uk
2. Click login
3. Select the correct school
4. Select the Parent tab
5. Enter the email address you gave to the school (leave the password blank)
6. Click the Login/Register button
7. Follow the instructions in the email that is sent to you

Please note that you can only access epraise if the school have added you as a parent. If your details are not recognised you will need to contact the school directly.

If you think that you have not supplied the correct email address to school, or your email address has changed recently, please contact Mrs Purser (lpu@woodlandsschool.essex.sch.uk) or Mrs Allen (mal@woodlandsschool.essex.sch.uk) asap, so we can update your email address in school, so that you can access epraise and receive further correspondence.

epraise

Woodlands School

Home Schools **Parents** Students Staff

Leave password empty to reset

Login

Over one million points are donated every month in epraise



Once you have clicked the Login/Register button, you should receive an email that contains a link to create your epraise password.

epraise.co.uk

Epraise Login Details

Create a new password

To log into epraise and create a password, please click [here](#).

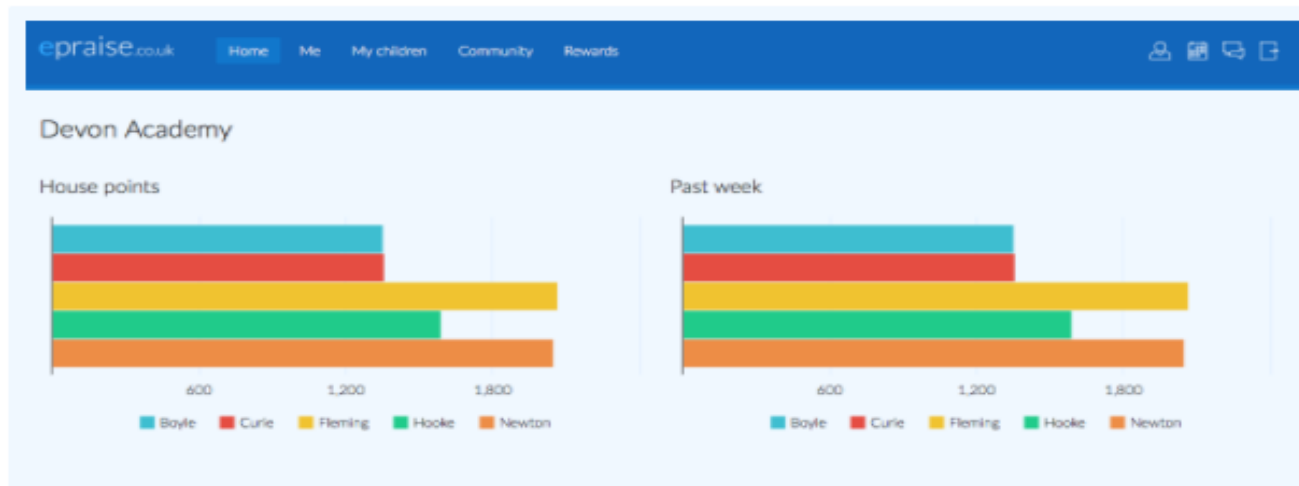
When you first login to the website, you will see a tutorial which will show you different parts of the site and it takes you through the main features of our site. On the top right of the page you will see icons which are quick links to pages on the website.

The first screen you'll see is the dashboard which gives you an overview of what has been happening at Woodlands and you will see which house points have been awarded to the various houses in school.

Dashboard

Website

The first screen you'll see on our website is the dashboard. This is an overview of what has been happening at the school. The dashboard is not available on our app.



Settings

Website

On our website, you can change your password under Me > Settings. For increased security, passwords should at least be 8 characters in length and include a mixture of lower case letters, upper case letters and numbers. Passwords should never be shared with anyone else.

School information

Website

App

On the school information page, schools can post links to useful documents such as term dates and staff lists. You can find the school information under Home > School information on our website, and under the More menu on our app.

Children's profiles

[Website](#) [App](#)


On our website, you can view your child/children's profiles under the My children tab. On our app, they are listed as tabs on the main screen. Here you can see how they are doing in school, in areas such as achievement, behaviour, interventions attendance and so on.



On the Woodlands School epraise site, you will be able to see the subject that you son/daughter has been awarded points in and whether the points were given for Aspiration, Resilience, Opportunity or Excellence which is the School's motto and ethos.


Current Houses at Woodlands School for Years 7 and 8

A1 and R1 - Oxford



A2 and R2 - Cambridge

A3 and R3 - St Andrews



A4 and R4 - Durham

A5 and R5 - Loughborough



A6 and R6 - Bath



We encourage your son/daughter to take advantage of the house competitions that each faculty in school arranges throughout the academic year. On epraise, your child will be able to see the house competitions they have been invited to. They can then sign up to the house event/s they wish to take part in and aim to win points for their house. Additional house information will be displayed in the house notice board in school.

House points

[Website](#)

On our website under Community > House points, you can follow your children's house competition, including house point totals and points that have been awarded for inter-house events.

Our reward system is based on Aspiration, Resilience, Opportunity and Excellence. The principle aim of the reward system is for students to collect reward points so that they can eventually claim their Bronze, Silver and Gold AROE badges to wear with pride on their blazer. Your son/daughter will know when they have earned enough points for these badges and they will be given them accordingly.

In addition, your son/daughter can exchange their reward points for items in the school and the shop will be updated through the school year.

Shop

[Website](#)

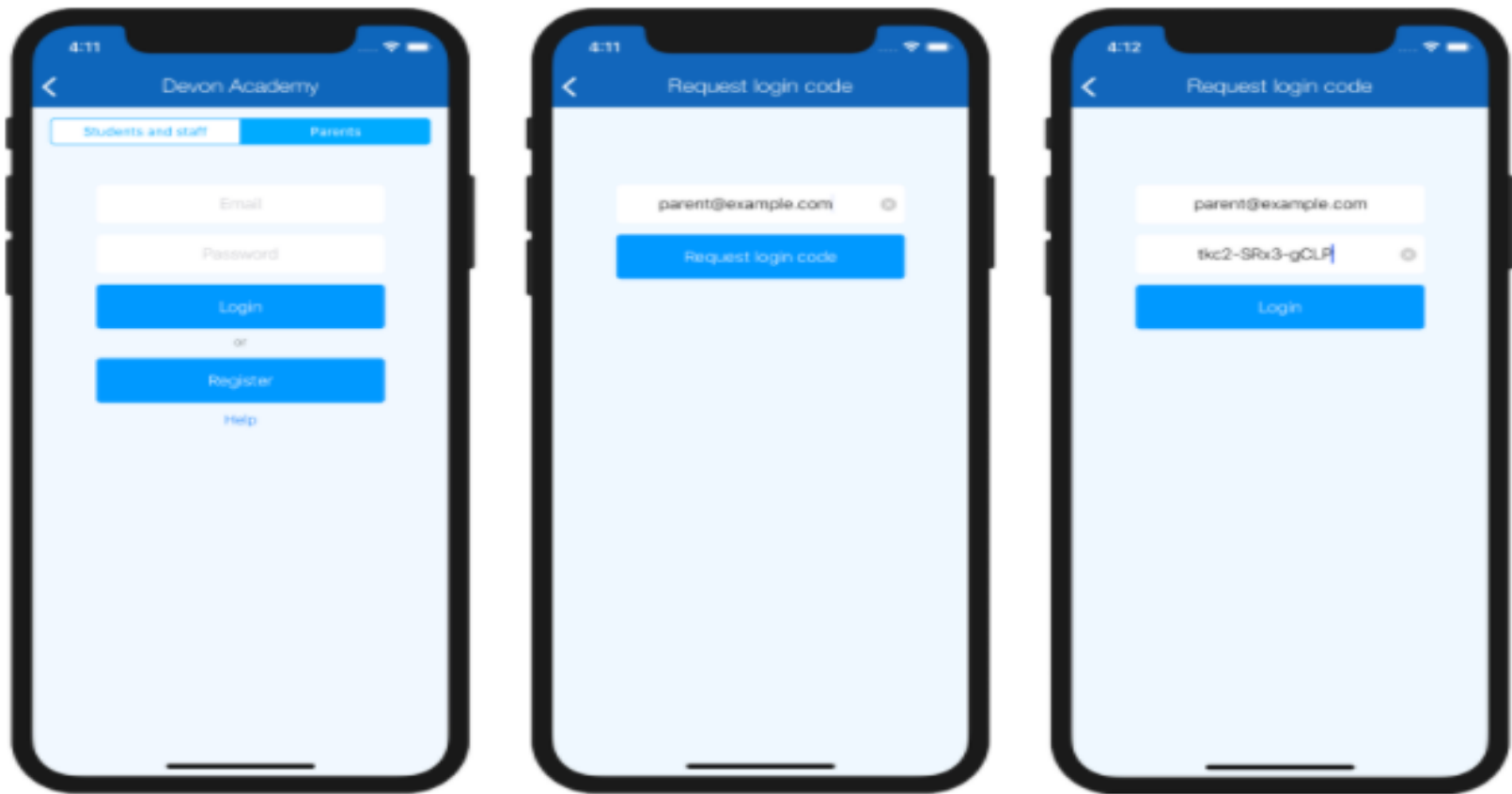
The shop enables you to see what items your child/children can exchange for their points. You can find the shop under Rewards > Shop on our website.

Registering on our app

App

To register on our iOS or Android app you can:

1. Download our app (just search for epraise in your app store) and open it
2. Select your school
3. Tap the 'Register' button
4. Enter the email address that has already been given to the school
5. Tap the 'Request login code' button
6. Enter the login code sent via email
7. Tap 'Login'



Our app will log any user out that does not have a passcode or other authentication automatically whenever they leave the app, or after 30 days of inactivity if they do have authentication, to help provide a minimum level of security. You can use the 'Register' button to log in again in the future if you are logged out.

Getting help

Epraise are unable to help parents directly unless they are experiencing a problem with the system or have general feedback for us. We cannot amend any parent data within the system (such as emails), we cannot carry out any parent actions within the system (such as sending an invite) and we can't answer questions about school policies. If you have a genuine problem with the system, such as the mobile application is crashing, please email support@epraise.co.uk, together with a screenshot and steps we can take to reproduce the problem. You can also email any feedback you have to the same address.

Epraise Customer support

Call us: 01392 796556

Email us:
info@epraise.co.uk

Mon-Fri 8:30am-
4:30pm

Connect with us:
[@epraiseUK](https://www.instagram.com/epraiseUK)



Further Help and Support

- <https://www.youtube.com/watch?v=AEx5RtFvKd0&feature=youtu.be>

Epraise Live – Getting started video for Parents (9 minutes)

<https://www.youtube.com/watch?v=QRpldNYk1NE&feature=youtu.be>

Epraise Live – Getting Started video for Parents (15 minutes)

Please click on one of the videos above if you would like to see a live tutorial from Epraise where they talk you through the main features of the App and the Website. Just for your information, our app and website will not contain everything that you see in this video. We have tailored our website and App accordingly to what we would like parents/carers, staff and students to access and use.

To summarise

1. You will be sent a letter via email prior to launching the epraise reward system in school, inviting you to register for epraise.
2. If you feel that we have the incorrect email address on our school system for you or your email address has changed, please contact , Mrs Purser(lpu@woodlandsschool.essex.sch.uk) or Mrs Allen (mal@woodlandsschool.essex.sch.uk) so we can update the system, so you can receive the invite from epraise.
3. If you did not receive the invite, please follow the information given on slide 6. You will not be able to access epraise, unless we have the correct email address/es on our school system for you.
4. Use the guide to help you navigate through the App and Website. There are additional videos to help you on slide 17 and your son/daughter has been shown and has access to a student guide and video tutorial on how to access and use epraise on the website and the App.
5. If you have any queries, questions or suggestions please don't hesitate to contact me, psh@woodlandsschool.essex.sch.uk – Mr Shanahan
6. Thank you for your continued support



epraise